Level 5 Structure (All staff Jan 2023)

Dorothy Stringer School

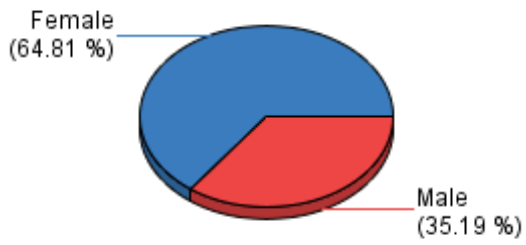

Female	Male
64.81%	35.19%

N.B. 'Trans' staff data is monitored but it is not reported here for confidentiality reasons

Gender

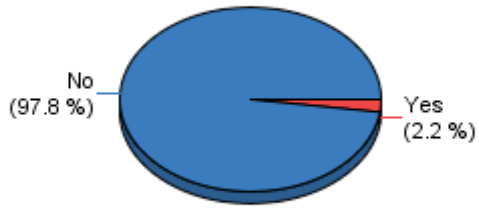

No	Yes
97.8%	2.2%

Not Known
21.89%

Disability

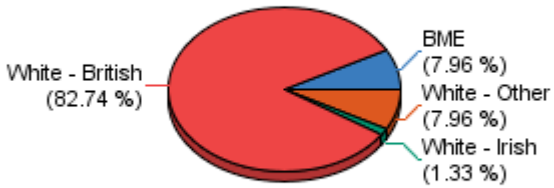

BME	7.96%
White - British	82.74%
White - Irish	1.33%
White - Other	7.96%

Prefer Not To Say	Not Known
1.29%	1.72%

Ethnicity



Heterosexual / Straight	97.85%
LGB	2.15%

Prefer Not To Say	Not Known
2.15%	54.51%

Sexual Orientation

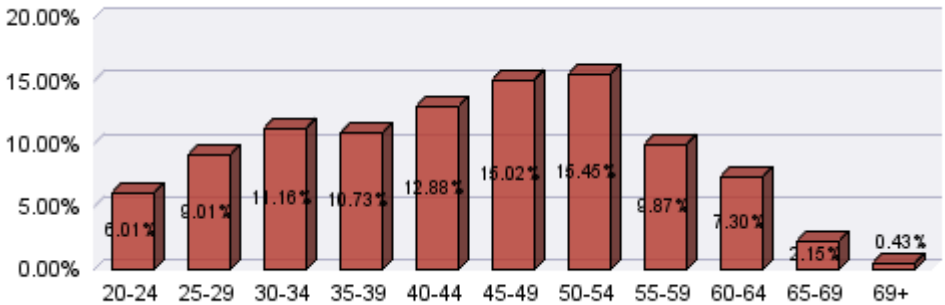

Age Profile

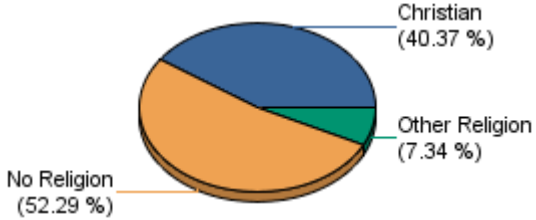

Christian	40.37%
No Religion	52.29%
Other Religion	7.34%

Prefer Not To Say	Not Known
0.86%	52.36%

Religion